



### District Report Card: 2017


<b>State:</b> Telangana	<b>District:</b> MEDAK
<b>Class:</b> 8	<b>Subject:</b> Language
<b>Schools:</b> 51	<b>Students:</b> 1294


### Participation/Coverage


#### Students

<b>GENDER</b> 	Boys		Girls	
	Number	%	Number	%
	620	47.91	674	52.09

<b>AREA</b> 	Rural		Urban	
	Number	%	Number	%
	1180	91.19	114	8.81

<b>CATEGORY</b> 	SC		ST		OBC		GEN	
	Number	%	Number	%	Number	%	Number	%
	248	19.17	201	15.53	796	61.51	49	3.79

<b>CWSN</b> 	LD	VI	HI	S&LD	ID	Oth
	3	1	0	4	1	1

<b>MANAGEMENT</b> 	Government		Government-aided	
	Number	%	Number	%
	1294	100.00	0	0.00

### Average Performance of Students in Language (%)

Overall	Gender		Area		Management		Social Group			
	Male	Female	Rural	Urban	Govt.	Aided	SC	ST	OBC	GEN
47.30	43.61	50.68	47.67	43.45	47.30	0.00	44.62	37.94	50.13	53.06

### Performance on Learning Outcomes (LOs)

Learning Outcomes	Description	Average Performance(%)
L813	Read textual/non-textual materials with comprehension and identifies the details, characters, main idea and sequence of ideas and events while reading	47.30

Range of Performance of Students who Answered Correctly							
Below 30%		30% - 50%		50% - 75%		Above 75%	
Number	%	Number	%	Number	%	Number	%
307	23.72	414	31.99	431	33.31	142	10.97

### Lowest Performing Learning Outcomes (LOs)

1 - Read textual/non-textual materials with comprehension and identifies the details, characters, main idea and sequence of ideas and events while reading (47.30)